


Capacitor Duty Contactors

ENT-KT Series



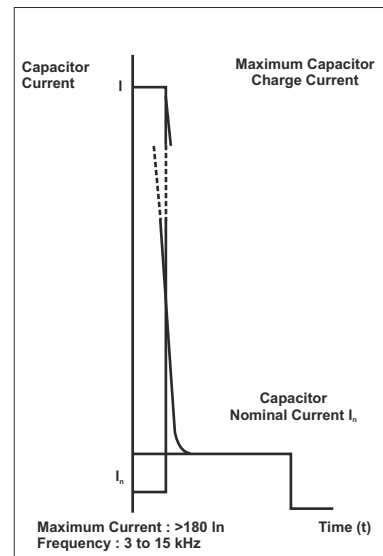
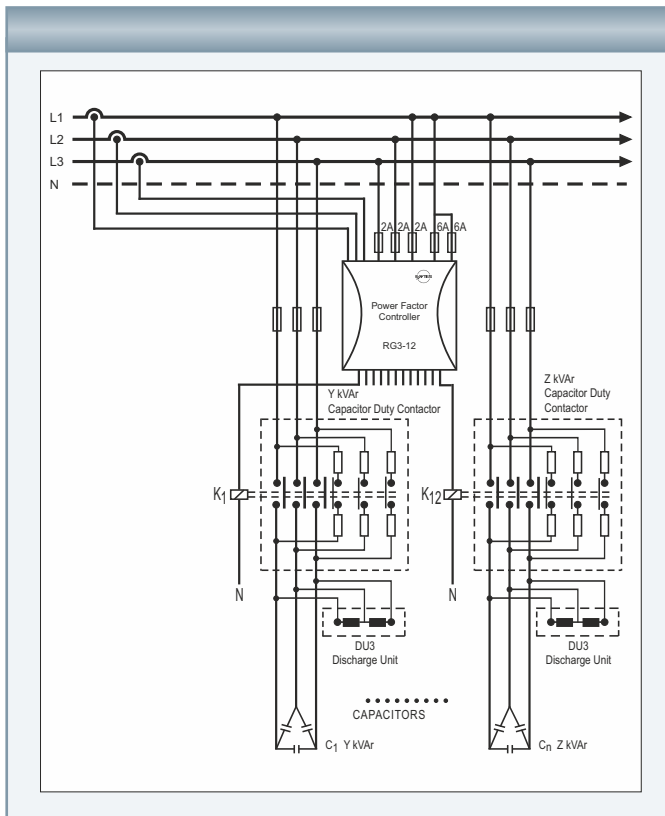
ENT-KT capacitor duty contactors are two-stage contactors designed to prevent high inrush currents.

With auxiliary ignition block, ENT-KT transmits inrush currents over damping resistors and enables excess currents to stay within acceptable limits. (In 2.5 and 5kVAR models, the special reinforced contact alloy enables durability against inrush currents.)

Features;

- Auxiliary Contact Block
- Three Phase Connection
- Possibility to connect capacitors up to 60 kVAR
- Coil Voltage: 220-230 VAC 50/60 Hz
- In accordance with IEC-497
- Long electrical life
- UL Certified (12,16,20 and 25kVAR models)

Connection Diagram



Capacitor inrush current chart

With these features of ENT-KT Capacitor Duty;

- Contact life improves
- The risk of reactive penalties resulting from contactor faults (power factor correction error) decreases
- Capacitor faults decrease
- Energy quality improves with prevention of voltage fluctuations
- Since the maintenance interval of the power factor correction system is extended and unexpected fault situations are reduced, unplanned production stops are decreased



Capacitor Duty Contactors

ENT-KT Series

Product Code	Operating Power (kVA _r)		Auxiliary Contacts (Instantaneous)		Max. Hourly Operating Cycles Count	Switching Life (Operating Cycles)
	0 < 55 °C 50/60Hz		NO	NC		
	200V	400V				
ENT-KT-2,5-C10	1,4	2,5	1	0	240	150.000
ENT-KT-5-C10	2,8	5	1	0	240	150.000
ENT-KT-7,5-C11	4,0	7,5	1	1	240	200.000
ENT-KT-12-C11	6,7	12,5	1	1	240	200.000
ENT-KT-16-C11	8,5	16,7	1	1	240	200.000
ENT-KT-20-C11	10,0	20,0	1	1	240	100.000
ENT-KT-25-C11	15,0	25,0	1	1	240	100.000
ENT-KT-33-C12	20,0	33,3	1	2	240	100.000
ENT-KT-40-C12	25,0	40,0	1	2	240	100.000
ENT-KT-50-C12	30,0	50,0	1	2	240	100.000
ENT-KT-60-C12	40,0	60,0	1	2	240	100.000
ENT-KT-75-C12	40,0	75,0	1	2	240	100.000

Dimensions

